

Durham HMIS User's Meeting

April 2018

The Data Center at NCCEH



North Carolina Coalition to End Homelessness

securing resources | encouraging public dialogue | advocating for public policy change

919.755.4393 www.ncceh.org

Welcome

1. Introductions
2. Disabling Condition
3. System Performance Measures (SPM)
4. SPM Data Quality
5. Medidata updates
6. Discussion
7. Reminders
8. Q&A

Collecting + Entering Disability Data

Improving NC HMIS Data Entry

We have to get disability data right in HMIS!

Learn about the people in our system

What does our homeless population look like?

What types of disabilities do they have?

Helps identify chronically homeless clients

Improve our system to better serve clients

Connect eligible clients to disability benefits

What types of programs and/or services do they need?

Are these programs/services available in our community?

Report out about our system

Federal, State, Local, Agency



What is a disabling condition?

1. A physical, mental, emotional impairment, including an impairment caused by alcohol or drug abuse, PTSD, brain injury or chronic health issue that:



Is expected to be of long and indefinite duration, and



Substantially limits the client's ability to live on their own

2. A developmental disability

3. AIDS or HIV

This is important!

Disabling Condition has 3 criteria

HUD: If a client meets at least 1 of the 3 criteria, then YES, the client has a disabling condition

What does HUD want to know about disability?

1. Does the client have a disabling condition?
2. What type of disabling condition does the client have?
 - a. Is the condition expected to be of long-continued and indefinite duration?
 - b. Does the condition substantially impair the client's ability to live independently?

Note- Only projects that receive funding with eligibility criteria that require documentation of the disabling condition should require documentation.

What is documentation+ what counts?

Documentation = Evidence of disability

Source	Evidence needed
Licensed professional	Written document to verify disability and certify that the disability is expected to be long-continuing or of indefinite duration and substantially impedes the individual's ability to live independently; Professional must be licensed by state of NC to diagnose and treat the disability
Social Security Administration	Written verification of disability or the receipt of a disability check (SSDI)
VA (or other federal agency)	Receipt of a disability check
HUD	Other approved documentation
Intake staff	Written observation of disability that, no later than 45 days of the application for assistance is confirmed and accompanied by evidence (as listed above)

Note- Only projects that receive funding with eligibility criteria that require documentation of the disabling condition should require documentation.

Before we go further, let's check in

Do you have any questions?

Review Questions

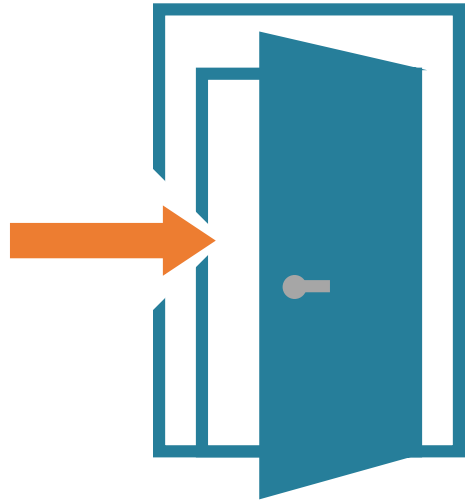
Why is HMIS disability data important?

Can you define disabling condition?

How many criteria does a client need to meet to be identified as having a disabling condition?

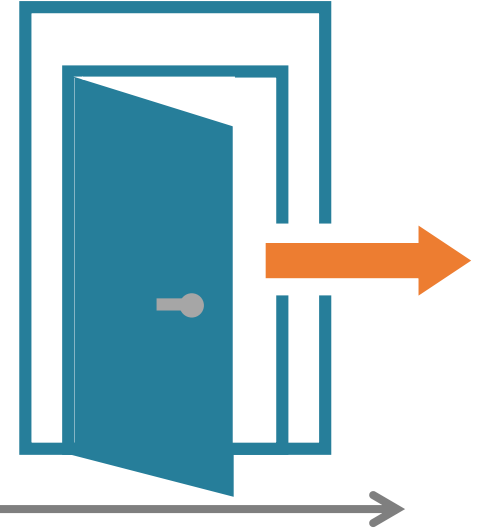
Disability Data in NC HMIS

Disability data is entered in 3 places



Project Entry

**Interim
Update
Annual Assessment**



Project Exit

Disability questions in HMIS- 2 parts

Part 1-


A general question

Does the client have a
disabling condition?

-Select-

Part 2-

The disability sub-assessment

Disabilities		HUD Verification 	
Disability Type *	Disability determination *	Start Date *	End Date
<input type="button" value="Add"/>			

Part 1 is called the Gateway Question

Does the client have a disabling condition?

-Select-

Responses:

Yes







No

Client doesn't know

Client refused

Data not collected

The sub-assessment collects detailed disability data

Disabilities	
Disability Type *	<input type="text" value="-Select-"/>  G
Disability determination *	<input type="text" value="-Select-"/>  G
If Yes, Expected to be of long-continued and indefinite duration and substantially impairs ability to live independently	<input type="text" value="-Select-"/>  G
Start Date *	<input type="text" value="04"/> / <input type="text" value="14"/> / <input type="text" value="2018"/>    G

This is where things get a bit weird...

Remember our criteria for disabling condition?

In order to collect the most accurate data for Part 1

Does the client have a disabling condition?

-Select-

We need to ask the criteria questions in Part 2



Disabilities	
Disability Type *	-Select- ▼ G
Disability determination *	-Select- ▼ G
If Yes, Expected to be of long-continued and indefinite duration and substantially impairs ability to live independently	-Select- ▼ G

When to answer “Yes”

Only answer yes here if:



Does the client have a disabling condition?

The client’s disability type fits within HUD’s disabling condition definition



Disability Type *

Disability determination *

The client answers yes here (unless disability type is Developmental or HIV/AIDS)



If Yes, Expected to be of long-continued and indefinite duration and substantially impairs ability to live independently

Working with Clients

Collecting disability data in 4 steps!

- 1 Discuss disability definition with the client (3 criteria)
- 2 Work with the client to determine if they meet disability criteria
- 3 Ask if the disability has been documented or can be verified
- 4 Ask the client if they are currently receiving services or treatment for the disability

Prep for sensitive questions

I would like to ask you a few questions about disabling conditions. Is that ok?



Yes.



Defining disabling condition

A disabling condition is an impairment, brain injury, or chronic health condition that is expected to last indefinitely and substantially limit a person's ability to live on their own.



Explaining disability type




When it comes to disabling conditions, we view them in these categories: Physical, Chronic Health Condition, HIV/AIDS, Developmental, Alcohol Abuse, Drug Abuse, Both Alcohol and Drug Abuse, and Mental Health Problem.

Gather information about disability type

Do you have any conditions that fit into any of the disability categories I listed?



Yes- I have a Mental Health Problem




Ask related criteria questions

Thank you for sharing that with me. Is your Mental Health Problem expected to be of long and indefinite duration and does it impair your ability to live independently?



Yes, it is indefinite and impairs my ability to live independently.




Request documentation of disability

Has someone like a doctor or other professional verified that you have this disability? If so, is there a document you can share for our records?



No, it has not been documented.




Ask about treatment or services

Are you currently receiving treatment or services for your Mental Health Issue?



No, but I want to.



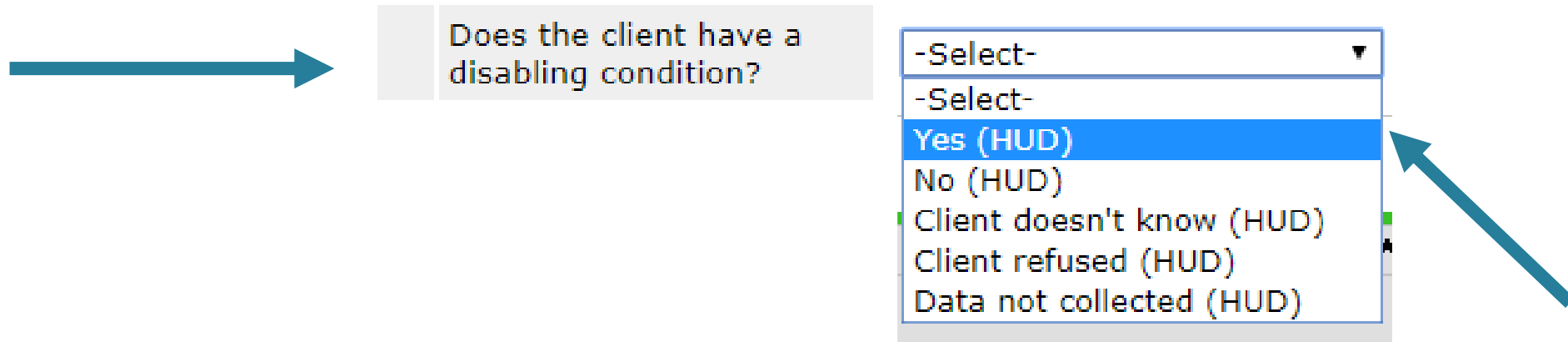
What did we learn from the client?

Question	Response
Disability Type	Mental Health Problem
Expected to be of long duration and indefinite and substantially impair ability to live independently?	YES
Does the client have a disabling condition?	YES (based on the responses above)
Documentation of disability and severity on file?	NO (separate from disability determination)
Currently receiving services of treatment?	YES

HMIS Disability Data Entry

Based on scenario from previous section


Indicate client has a disability in HMIS



The image shows a screenshot of a software interface. On the left, a grey rectangular box contains the text "Does the client have a disabling condition?". A blue arrow points from the left towards this box. To the right of the box is a dropdown menu. The menu is open, showing a list of options: "-Select-", "-Select-", "Yes (HUD)", "No (HUD)", "Client doesn't know (HUD)", "Client refused (HUD)", and "Data not collected (HUD)". The "Yes (HUD)" option is highlighted in blue. A second blue arrow points from the right towards the "Yes (HUD)" option.

Select type of disability in HMIS

1 →

Disabilities HUD Verification 

Disability Type *	Disability determination *	Start Date *	End Date
-------------------	----------------------------	--------------	----------


Add

Disability Type *

- Select-
- Select-
- Physical (HUD)
- Chronic Health Condition (HUD)
- HIV/AIDS (HUD)
- Developmental (HUD)
- Alcohol Abuse (HUD)
- Drug Abuse (HUD)
- Both Alcohol and Drug Abuse (HUD)
- Mental Health Problem (HUD)**

Enter Start Date = Date information collected

Start Date * 08 / 18 / 2017    G

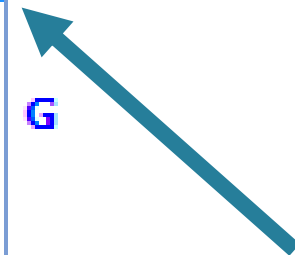


If we collected the info today, we should set the start date to today's date

Enter disability determination in HMIS

Disability determination ★
If Yes, Expected to be of long-continued and indefinite duration and substantially impairs ability to live independently

-Select-	▼	G
-Select-		
Yes (HUD)		
No (HUD)		
Client doesn't know (HUD)		G
Client refused (HUD)		
Data not collected (HUD)		




If the client has this disability type, set this to “Yes”

The answer here should match response to the gateway question

Save the disability data in HMIS

Save


Save and Add Another



Click this button if client has more than one disability

HUD Verification

HUD verification matters



Does the client have a disabling condition?

Yes (HUD) ▼ G



Disabilities

HUD Verification





		Disability Type *	Disability determination *	Start Date *	End Date
		Mental Health Problem (HUD)	Yes (HUD)	04/14/2018	04/14/2019

Add


Showing 1-1 of 1

HUD Verification Alerters- green is good

Alerter	HUD Verification Status
HUD Verification 	Incomplete
HUD Verification 	Complete

Complete HUD Verification (determination=yes)

We were able to determine that our client had a disabling mental health problem

Disability Type	Disability determination					
	Yes (HUD)	No (HUD)	Client doesn't know (HUD)	Client refused (HUD)	Data not collected (HUD)	Incomplete
Physical (HUD)	<input type="radio"/>	<input checked="" type="radio"/>	<input type="radio"/>	<input type="radio"/>	<input type="radio"/>	<input type="radio"/>
Chronic Health Condition (HUD)	<input type="radio"/>	<input checked="" type="radio"/>	<input type="radio"/>	<input type="radio"/>	<input type="radio"/>	<input type="radio"/>
HIV/AIDS (HUD)	<input type="radio"/>	<input checked="" type="radio"/>	<input type="radio"/>	<input type="radio"/>	<input type="radio"/>	<input type="radio"/>
Developmental (HUD)	<input type="radio"/>	<input checked="" type="radio"/>	<input type="radio"/>	<input type="radio"/>	<input type="radio"/>	<input type="radio"/>
Alcohol Abuse (HUD)	<input type="radio"/>	<input checked="" type="radio"/>	<input type="radio"/>	<input type="radio"/>	<input type="radio"/>	<input type="radio"/>
Drug Abuse (HUD)	<input type="radio"/>	<input checked="" type="radio"/>	<input type="radio"/>	<input type="radio"/>	<input type="radio"/>	<input type="radio"/>
Both Alcohol and Drug Abuse (HUD)	<input type="radio"/>	<input checked="" type="radio"/>	<input type="radio"/>	<input type="radio"/>	<input type="radio"/>	<input type="radio"/>
 Mental Health Problem (HUD)	<input checked="" type="radio"/>	<input type="radio"/>	<input type="radio"/>	<input type="radio"/>	<input type="radio"/>	<input type="radio"/>

Already filled in




Disability Data quality

Two of the most common errors

Potential disability data entry errors- Missing

Selecting “Yes” to indicate a client has a disability but no disabilities are entered

Does the client have a disabling condition? Yes (HUD) No G ←

Disabilities HUD Verification 

Disability Type *	Disability determination *	Start Date *	End Date
No matches.			


Add



??????????????

Potential disability data entry errors- Conflict

Selecting “No” to indicate that a client does not have a disability but adding a disability type in the sub-assessment

Does the client have a disabling condition? G ←

Disabilities HUD Verification 

	Disability Type *	Disability determination *	Start Date *	End Date
 	Alcohol Abuse (HUD)	Yes (HUD)	07/06/2017	

Showing 1-1 of 1

Locate these errors using the 0640 report

The 0640 HUD Data Quality Framework is located in ART

Q3. Universal Data Elements		
Data Element	Error Count	% of Error Rate
Veteran Status (3.7)	0	0.00%
Project Entry Date (3.10)	1	0.23%
Relationship to Head of Household (3.15)	7	1.62%
Client Location (3.16)	2	0.65%
Disabling Condition (3.8)	8	1.86%
Destination (3.12)	88	36.67%

Missing and inconsistent data will be aggregated here. Another tab will detail who these clients are

Or locate these errors using the CoC-APR and ESG-CAPER reports

Dashboard reports can be found in the “Reports” menu on the left hand side

6a - Data Quality: Personally Identifiable Information				
Data Element	Client Doesn't Know/Client Refused	Information Missing	Data Issues	% of Error Rate
Name (3.1)	0	0	0	0%
SSN (3.2)	13	5	7	11%
Date of Birth (3.3)	0	2	0	1%
Race (3.4)	0	4		2%
Ethnicity (3.5)	0	2		1%
Gender (3.6)	0	2		1%
Overall Score				12%

6b - Data Quality: Universal Data Elements		
Data Element	Error Count	% of Error Rate
Veteran Status (3.7)	2	1%
Project Start Date (3.10)	0	0%
Relationship to Head of Household (3.15)	2	1%
Client Location (3.16)	0	0%
Disabling Condition (3.8)	2	1%

Missing and inconsistent data will be aggregated here. Another tab will detail who these clients are

System Level Performance

Homelessness should be:

Rare

Prevent or divert new episodes of homelessness
Access resources without a shelter stay

Brief

Reduce length of time while homeless
Reduce program length of stays
Increase exits to permanent housing

Non-recurring

Reduce returns to homelessness
Focus on housing stability
Create access to resources without another shelter stay



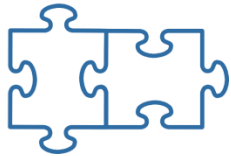
Herb Swanson/Reuters

7 measures to gauge impact



Help communities view their progress community towards preventing and ending homelessness

The measures are interrelated and provide a more complete picture of system performance

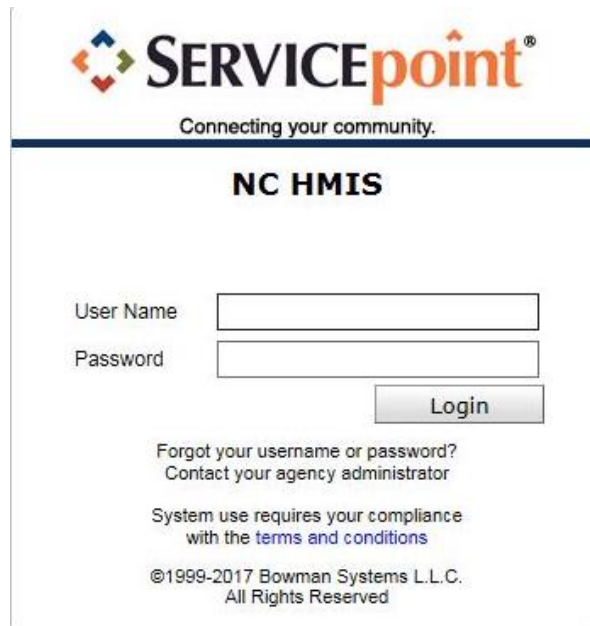


Identify areas for improvement, needs, gaps



Measure and improve data quality for greater confidence

SPM data is pulled from 2 places



SERVICEpoint
Connecting your community.

NC HMIS

User Name

Password

Forgot your username or password?
Contact your agency administrator

System use requires your compliance
with the [terms and conditions](#)

©1999-2017 Bowman Systems L.L.C.
All Rights Reserved

HMIS

Inventory List for NC-507 - Raleigh_Wake County CoC(4)

A	B	C	D	E	F
Row	Year	Proj. Typ	Organization Name	Project Name	Geoc
2E+05	2016	PSH	CASA	Carolina Place/ 1131 Carlton	3723
3E+05	2016	ES	DORCAS	Emergency Housing	3705
2E+05	2016	RRH	Passage Home	Essential Services- (Matthew House/Millbrook Villas)	3723
2E+05	2016	PSH	CASA	Families at Home-HUD 2003 (Oak Hollow)	3723
2E+05	2016	ES	Salvation Army	Family Shelter	3723
2E+05	2016	ES	Wake Interfaith Hospitality	Family Shelter	3723
2E+05	2016	TH	Healing Transitions	GPD-Veterans Per Diem	3723
2E+05	2016	ES	Urban Ministries of Wake	Helen Wright Center	3723
2E+05	2016	RRH	Passage Home	Hollenden Place	3723
2E+05	2016	PSH	CASA	Hope Crest	3723
2E+05	2016	PSH	WCHS	Housing First Shelter + Care 2004	3723
2E+05	2016	PSH	WCHS	Housing First Shelter + Care 2007	3723
2E+05	2016	PSH	Passage Home	Jobs Journey	3723
2E+05	2016	PSH	DHIC	Lennox Chase	3723
3E+05	2016	TH	Haven House	Maternity Group Home	3723
2E+05	2016	PSH	CASA	McKinney Team Housing	3723

Housing Inventory Count (HIC)

What HMIS client data is included?



October 1, 2014 to September 30, 2017 (36 months)



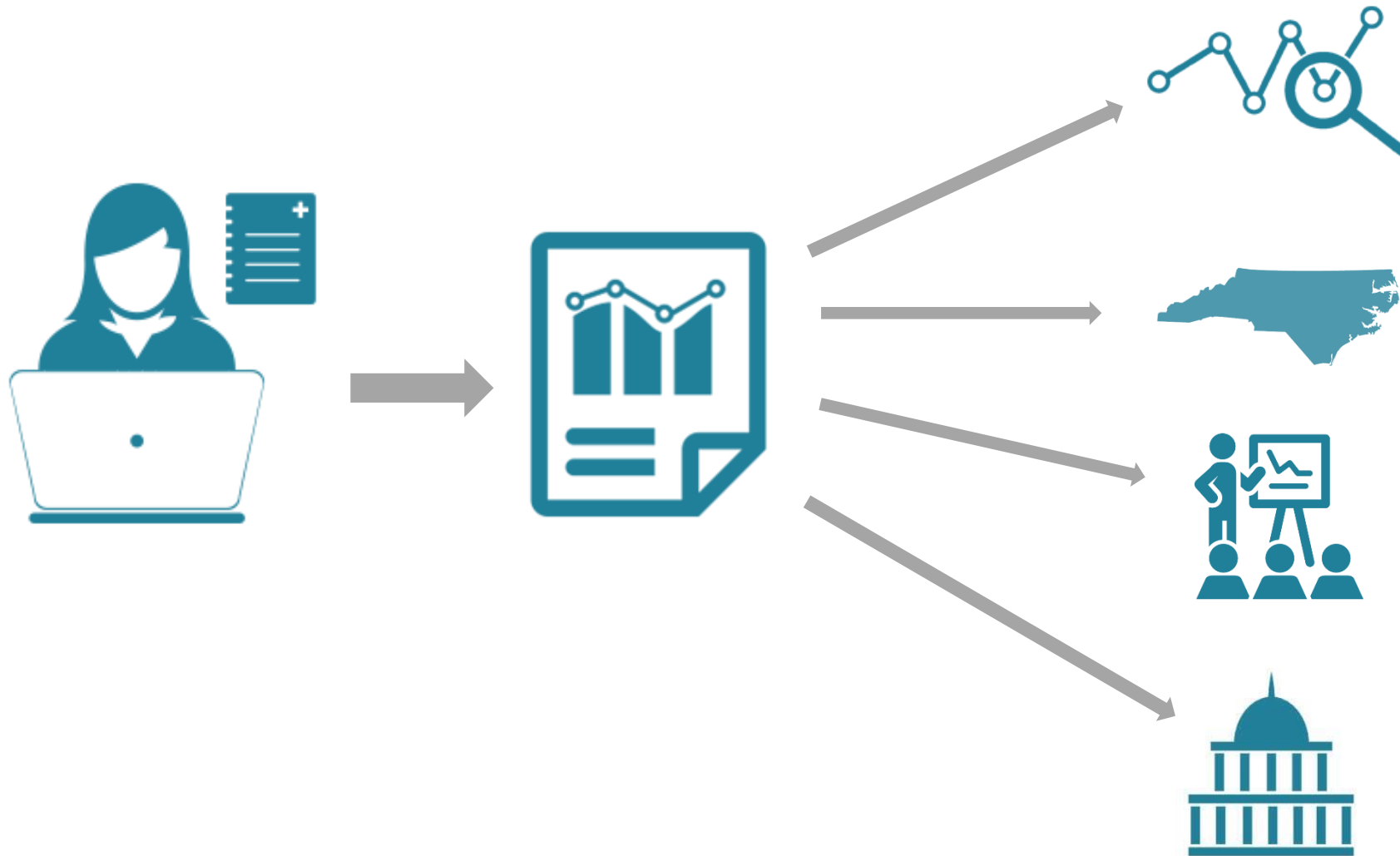
Any person who entered SO, ES, SH, TH, RRH and/or PSH during the reporting period



Data are reported for individuals and person in families

SPM data quality

Your HMIS data matters!



Important data elements for SPM

Entry Date

Date of Birth

Relationship to Head of Household

Client Location

Prior Residence

Length of stay in previous place

Approximate start date of homelessness

Number of times homeless in past 3 years

Number of months homeless in past 3 years

Income

Housing Move-in Date

Annual Assessment Date

Exit Date

Exit Destination

Data quality impacts the SPMs



Coverage

Include as many homeless service providers in the community in HMIS as possible



Utilization

Bed utilization rates must be between 65% to 105%



Data Quality

Data entry is timely
Low rate of missing data
Data reflects what is accurate
Discrepancies have been identified and addressed


Data must be cleaned prior to submission

The next slides will show the most common red flags and how to resolve them in ServicePoint

- Missing Data
- Incomplete or Conflicting Sub-assessments
- Unexited Clients




Missing data

Error information	UDEs were not pulled into HMIS report at client entry, interim and/or exit
How do I find this error? 	Run the 0640 Data Quality Framework report in ART <ul style="list-style-type: none">- Review the client detail tab Run the APR or CAPER report on Dashboard <ul style="list-style-type: none">- Review the error counts



Missing data

How do I fix this error?



Review client file for information

If information is in file, enter into HMIS using EDA and Backdate mode





Remember: Missing data is ALWAYS better than inaccurate data



Call the Data Center for SSN entry

Incomplete or Conflicting Sub-assessments

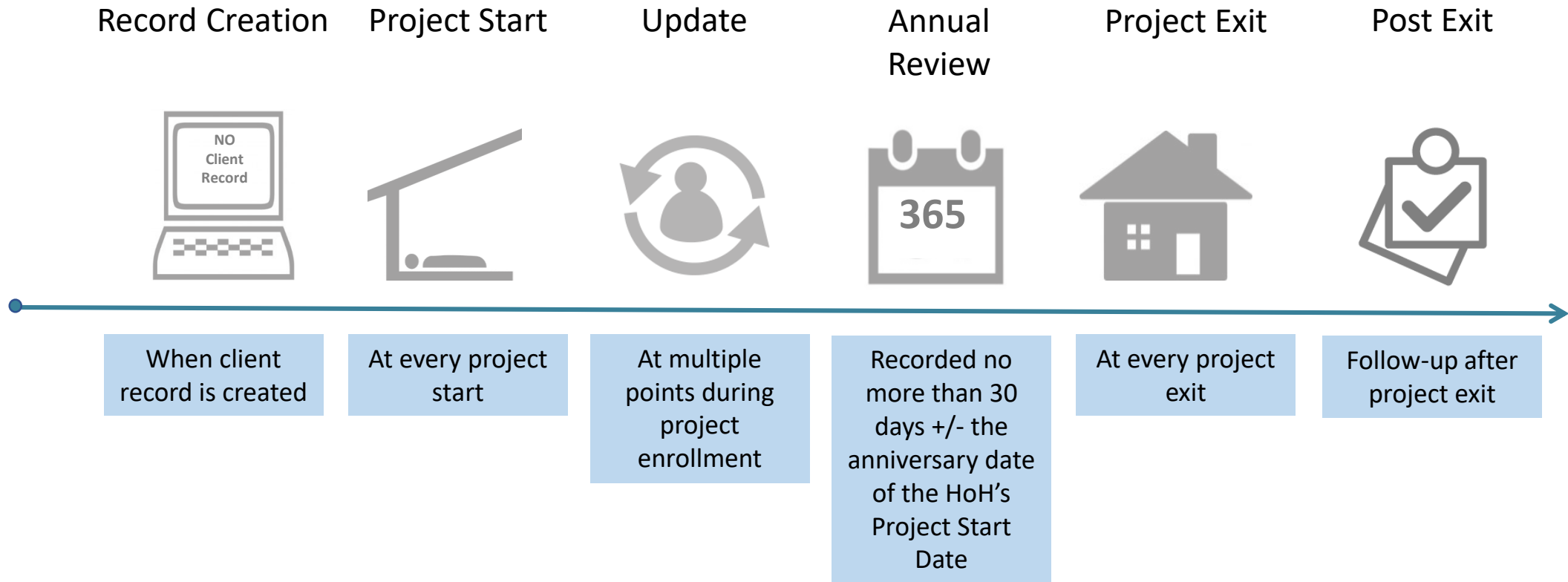
Error information	Incomplete HUD verification on disability, income, benefits and/or health insurance sub assessments
How do I find this error? 	Run the 0252 Data Completeness Report Card EE in ART - Review the client detail tab Run the APR or CAPER report on Dashboard - Review the error counts
How do I fix this error?	Review client file for documents verifying disability, income, benefits and/or health insurance  Remember: Missing data is ALWAYS better than inaccurate data



Update and annual Assessment

PART II: SUB-ASSESSMENTS

HMIS Data Collection Stages



*All Permanent Housing projects must record Move-in dates as an Interim Review – Update

How to Change Sub-assessments

Disability, Health Insurance, Income and Non-Cash Benefits can be changed in

- Interim Updates
- Interim Annual Assessments
- Exit Assessments
- Post-Exit Follow-ups

How to Change Sub-assessments Reference Table

Previous Response	Change or Edit at Update	Action (always check EDA and Backdate)
Gateway = No	Gateway = Yes	Change dropdown to Yes
Gateway = Yes	Gateway = No	Change dropdown to No
Type/Source = No	Type/Source = Yes	Do not edit previous Type/Source. Add new Type/Source as of the Update
Type/Source = Yes	Type/Source = Yes	Edit previous Type/Source and set end-date for day before the Update. Then Add new Type/Source as of the Update
Type/Source = Yes	Type/Source = No	Edit previous Type/Source and set end-date for day before the Update. Then use HUD Verification to set Type/Source to No

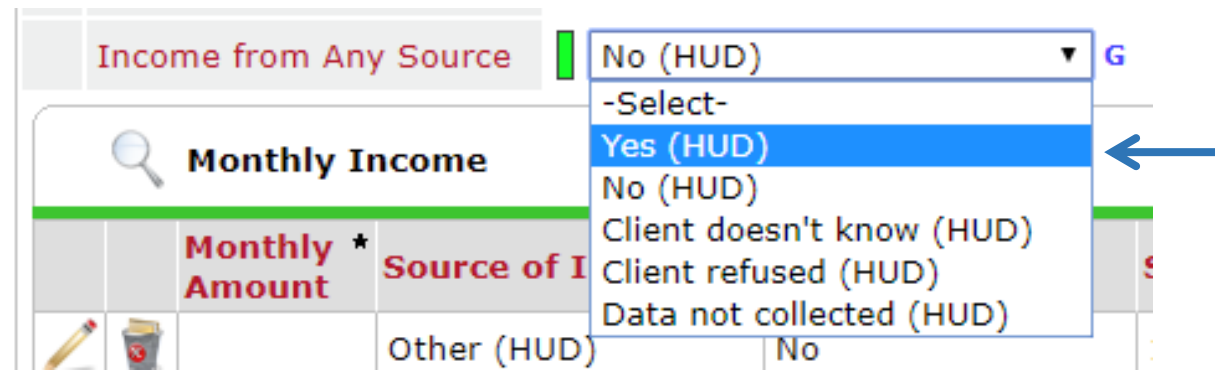
How to Change Sub-assessments

Example A

Wilson Smith has no income at project start Oct 31st, but has \$734 SSI income at your meeting on Nov 10th.

Steps to Update

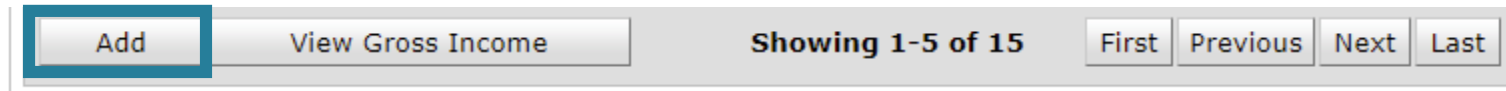
1. Use Enter Data As for the right project and Backdate to 11/10/17
2. Go to Wilson's Entry/Exit tab and Add an Interim Update
3. Update the Gateway question to Yes



The screenshot shows a software interface for data entry. At the top, there is a tab labeled "Income from Any Source". Below it is a search bar with a magnifying glass icon and the text "Monthly Income". A dropdown menu is open, showing a list of options: "No (HUD)", "-Select-", "Yes (HUD)", "No (HUD)", "Client doesn't know (HUD)", "Client refused (HUD)", and "Data not collected (HUD)". The "Yes (HUD)" option is highlighted in blue, and a blue arrow points to it from the right. Below the dropdown, there is a table with columns for "Monthly Amount" and "Source of I". The "Monthly Amount" column has a red asterisk next to it. The "Source of I" column has "Other (HUD)" and "No" listed below it.

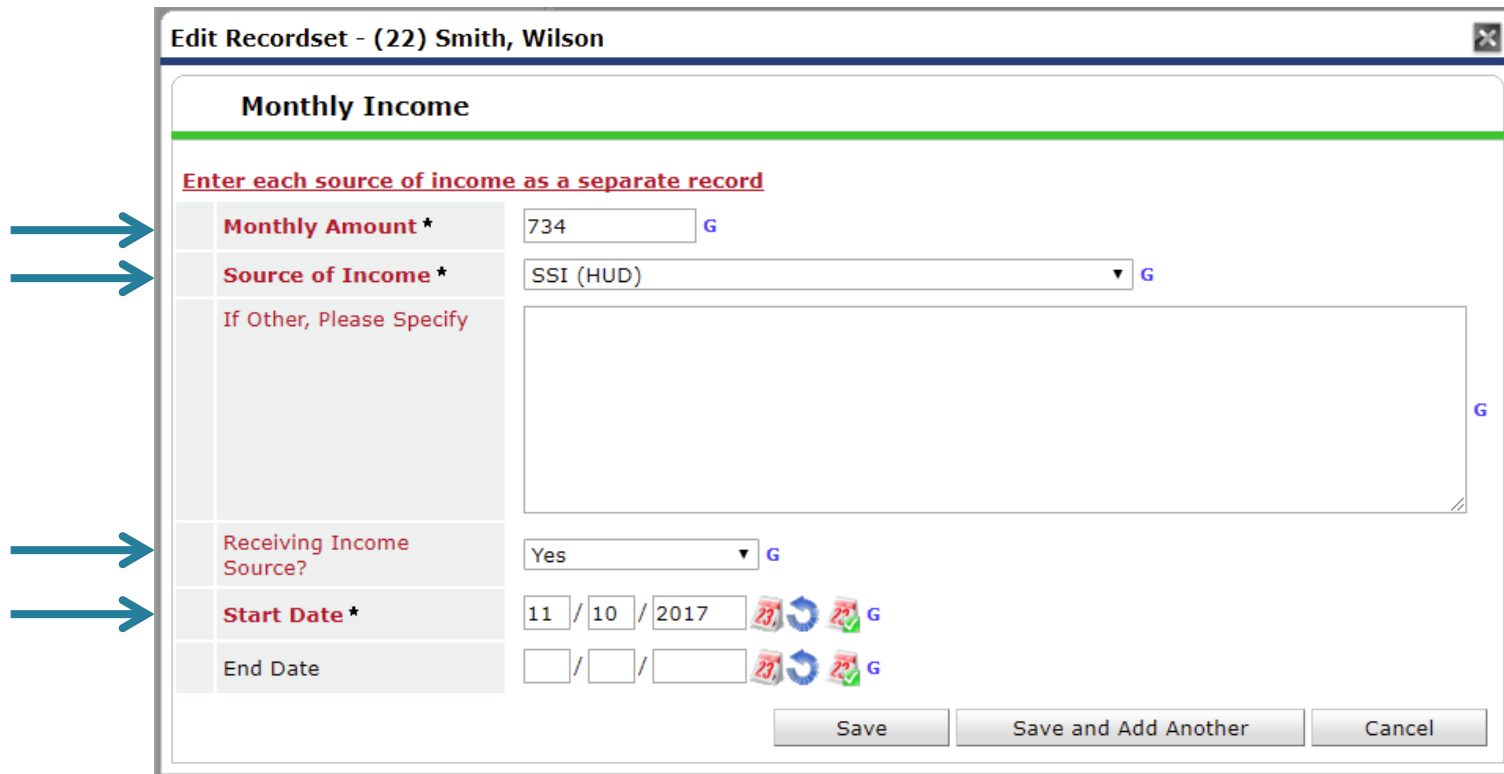
How to Change Sub-assessments

4. Click Add for a new SSI response



Toolbar containing buttons: Add, View Gross Income, Showing 1-5 of 15, First, Previous, Next, Last.

5. Complete Income Source information



Form titled "Edit Recordset - (22) Smith, Wilson" with the following fields:

- Monthly Amount ***: 734 G
- Source of Income ***: SSI (HUD) G
- If Other, Please Specify**: (Empty text area) G
- Receiving Income Source?**: Yes G
- Start Date ***: 11 / 10 / 2017 G
- End Date**: / / G

Buttons at the bottom: Save, Save and Add Another, Cancel.

How to Change Sub-assessments











- Now check that the Gateway, Sources and HUD Verification all align and are correct

****ANSWER FOR HEAD OF HOUSEHOLD AND ADULTS****

Total monthly income G

Income from Any Source Yes (HUD) G

Monthly Income HUD Verification

		Monthly Amount *	Source of Income *	Receiving Income Source?	Start Date *	End Date
		US\$734.00	SSI (HUD)	Yes	11/10/2017	
			Other (HUD)	No	10/31/2017	
			Worker's Compensation (HUD)	No	10/31/2017	
			VA Non-Service Connected Disability Pension (HUD)	No	10/31/2017	
			Unemployment Insurance (HUD)	No	10/31/2017	

Add View Gross Income Showing 1-5 of 16 First Previous Next Last

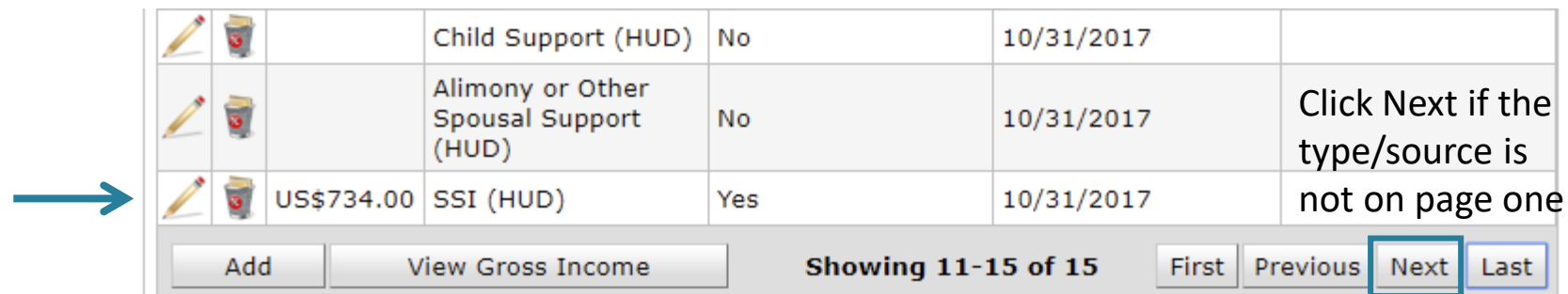
How to Change Sub-assessments







Example B

John Smith is receiving \$734 SSI income at project start Oct 31st, but his SSI income has increased to \$786 at your meeting on Nov 10th.

Steps to Update

1. Use Enter Data As for the right project and Backdate to 11/10/17
2. Go to John's Entry/Exit tab and Add an Interim Update
3. Find the SSI Income Source and click the pencil icon to edit



			Child Support (HUD)	No	10/31/2017	
			Alimony or Other Spousal Support (HUD)	No	10/31/2017	Click Next if the type/source is not on page one
		US\$734.00	SSI (HUD)	Yes	10/31/2017	Click Next if the type/source is not on page one

Showing 11-15 of 15 First Previous **Next** Last

How to Change Sub-assessments

4. Set the end-date to the day before the Backdate mode, Nov 9th

Edit Recordset - (123) Smith, John

Monthly Income

Enter each source of income as a separate record

Monthly Amount *	734 G
Source of Income *	SSI (HUD) G
If Other, Please Specify	
Receiving Income Source?	Yes G
Start Date *	10 / 31 / 2017 G
End Date	11 / 09 / 2017 G

Print Recordset Save Save and Add Another Cancel

5.

Add View Gross Income Showing 1-5 of 15 First Previous Next Last

How to Change Sub-assessments

6. Complete Income Source information

Add Recordset - (123) Smith, John

Monthly Income

Enter each source of income as a separate record

Monthly Amount *	<input type="text" value="786"/> G
Source of Income *	<input type="text" value="SSI (HUD)"/> G
If Other, Please Specify	<input type="text"/> G
Receiving Income Source?	<input type="text" value="Yes"/> G
Start Date *	<input type="text" value="11"/> / <input type="text" value="10"/> / <input type="text" value="2017"/> G
End Date	<input type="text"/> / <input type="text"/> / <input type="text"/> G

Save **Save and Add Another** **Cancel**

How to Change Sub-assessments

- Now check that the Gateway, Sources and HUD Verification all align and are correct

****ANSWER FOR HEAD OF HOUSEHOLD AND ADULTS****

Total monthly income G

Income from Any Source Yes (HUD) G

Monthly Income HUD Verification

	Monthly Amount *	Source of Income *	Receiving Income Source?	Start Date *	End Date
	US\$786.00	SSI (HUD)	Yes	11/10/2017	
		Other (HUD)	No	10/31/2017	
		Worker's Compensation (HUD)	No	10/31/2017	
		VA Non-Service Connected Disability Pension (HUD)	No	10/31/2017	
		VA Service Connected Disability Compensation (HUD)	No	10/31/2017	

Add View Gross Income Showing 1-5 of 16 First Previous Next Last



Unexited clients

Error information	Missing project exit date for clients no longer receiving services
How do I find this error?	Run the 0216 Unexited Clients Exceeding Max Length of Stay report Run the APR or CAPER - Review Question 22 Length of Participation (in days)



Unexited clients

How do I fix this error?









Review client file, consult with other staff to get information about date of client exit

Exit client from project using Enter Data As and Backdate mode

Overlap in different projects

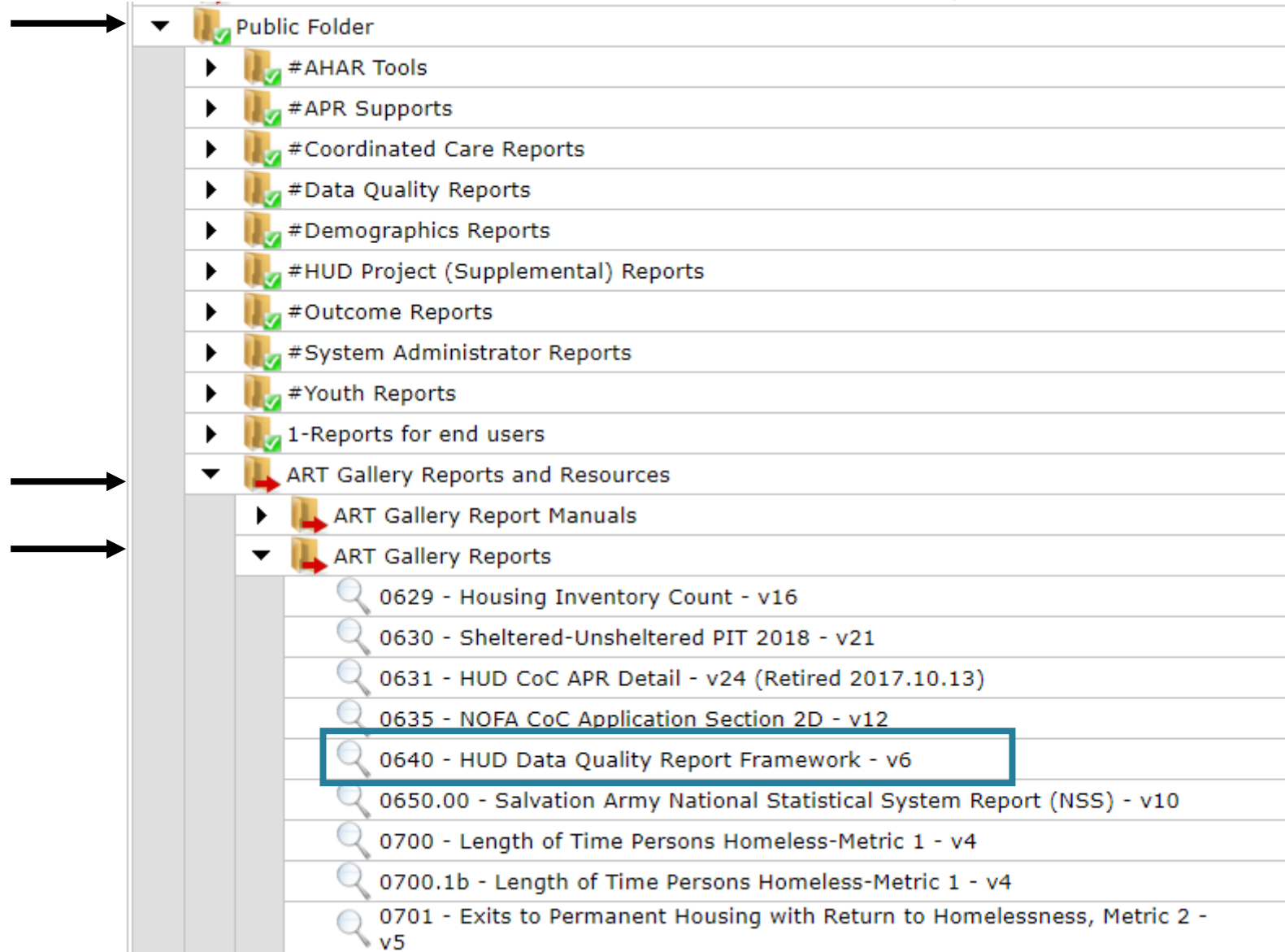
Overlapping start dates

- Among different projects

Entry / Exit					
	Program	Type		Entry Date	Exit Date
	Wisteria Way Housing- Lee County -TH (5551)	HUD		08/04/2017	 08/07/2017
	Heading Home Housing - Rowan County - Emergency Shelter - State ESG (7124)	HUD		08/01/2017	 08/06/2017

Showing 1-2 of 2

Where can I find the 0640 Report?



Schedule the 0640 Report

ART Item Details ✕

0640 - HUD Data Quality Report F...

Name	0640 - HUD Data Quality Report Framework - v6
Description	This report is a HUD CoC APR Data Quality and Completeness monitoring tool for the upcoming 2015 version of
Creation Date	2018-01-13 12:47
Update Date	2018-03-28 14:14
Type	Webi
Owner	Administrator

[View Report](#) [Edit Report](#) [Schedule Report](#)

0640 Report Prompts

ART Report

Prompts

Fill out each of the prompts below *

Select Provider(s):	→
Select Provider CoC Code(s):	→
Select Reporting Group Name:	→
EDA Provider	→
Enter effective date	→
Enter Start Date:	→
Enter End Date PLUS 1 Day:	→

Select your specific project(s)

Leave blank

Leave blank

Select your specific project or leave as default

Enter your End date + 1

Enter your Start date

Enter your End date + 1

Select Provider(s):

Optional

<input type="text"/>	Select
----------------------	--------

Mediware update

Software Update

AIRS codes updated

ART Reports getting updates:

- 0640 – HUD Data Quality Framework report
- 0701 – Exits to Permanent Housing with Return to Homelessness, Metric 2
- 0706 – Permanent Housing Placement-Retention, Metric 7
- 0252 – Data Completeness Report (EE)



Feedback



HMIS Training

What would users like to see in new NCCEH training?

Are there topics you'd like us to focus on?

What is working right now?

What is not working?

NCCEH Reminders

HMIS @NCCEH Update

A new Homeless Management Information System at the North Carolina Coalition to End Homelessness will be launched in early June 2018!

This new HMIS is being created to better meet the needs identified by NCCEH and these CoCs.

What Should I Expect?

- New and improved training, workflows and forms
- A new ServicePoint website URL

What Should I Do Now?

- Keep entering data into NCHMIS until notified to stop – we'll notify in June.
- Stay informed! We'll send out communication with FAQs and more info soon.
- Ask us questions! Contact Ben Bradley, NCCEH Project Specialist (Ben@ncceh.org) if you have any questions. If needed, he'll schedule time for you to speak with Denise Neunaber, NCCEH Executive Director.

Upcoming Deadlines and Events

Due	Report Name
March - April	PIT/HIC
April - May	System Performance Measures
April 26	Entry/Exit Training 1 pm -4 pm in Durham
April 30-May 1	Bringing it Home: Ending Homelessness in NC Conference
May 24	Next Durham HMIS Users Meeting 9 am – 10:30 am
May 7-May 25	RHY Grantee Submission
June 28	Durham HMIS Users Meeting

Data security depends on all of us



Do not leave your computer logged in & unattended



Do not share passwords



Alert us when staff with access to HMIS leave your agency

ncceh.org/hmis

access local support for Balance of State, Wake, Durham, & Orange CoCs

919.410.6997 or **hmis@ncceh.org**

helpdesk for local support



North Carolina Coalition to End Homelessness

securing resources

encouraging public dialogue

advocating for public policy change

919.755.4393

www.ncceh.org