

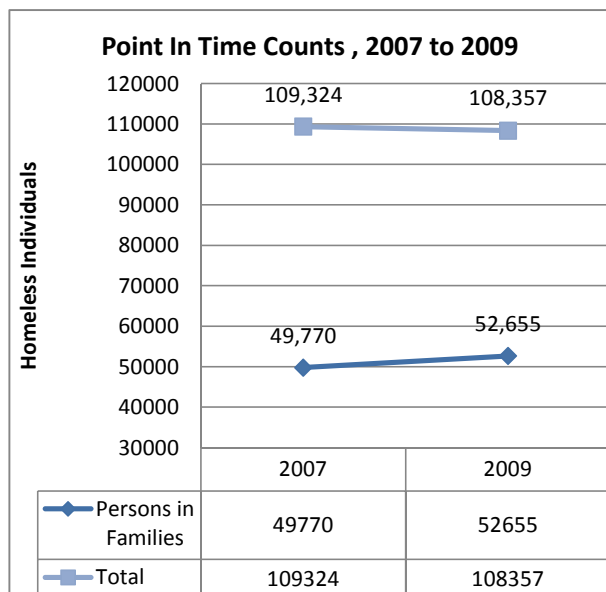
Quarterly Leadership Council HPRP Report

October – December 2009

This report illustrates how 11 cities across the nation are spending their Homelessness Prevention and Rapid Re-Housing Program (HPRP) funds, as well as the results of their January 2009 point-in-time counts.

Homeless Population

Family homelessness is up slightly (6 percent) in the 11 reporting Leadership Council communities.

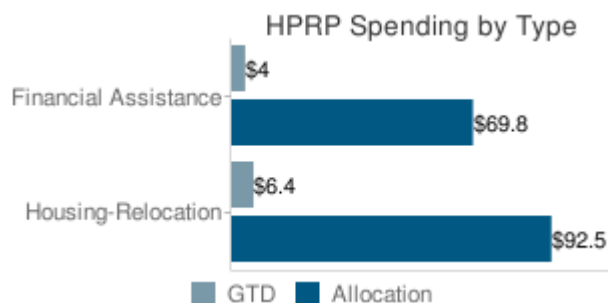


Communities Represented:

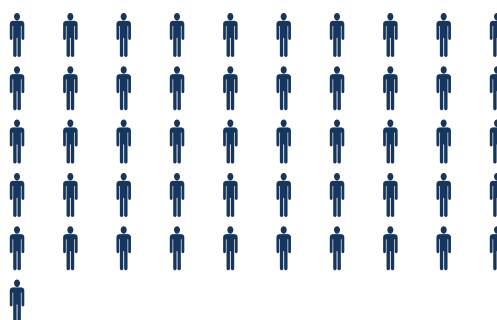
- Chicago, IL
- Columbus, OH
- Denver, CO
- Houston/Harris County, TX
- Miami-Dade, FL
- Minneapolis and Hennepin County, MN
- New York City, NY
- Philadelphia, PA
- Portland, OR
- San Francisco, CA
- Seattle, WA

HPRP Spending & Jobs Created/Saved

Collectively, the 11 reporting communities spent approximately \$10.4 million on HPRP financial assistance and housing relocation through the end of 2009. This is just over 6 percent of their total grant allocation. For the seven communities that supplied information about jobs saved/created by HPRP, approximately 505 full time equivalents (FTEs) have been created or saved.

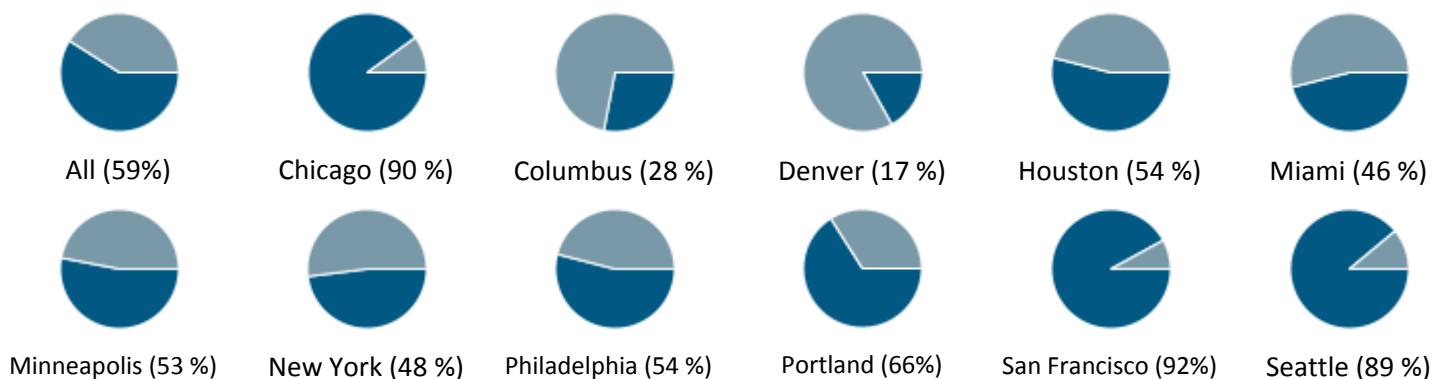


Jobs Saved/Created ( - 10 jobs)



Program Emphasis (projected households to be served with prevention vs. rapid re-housing)

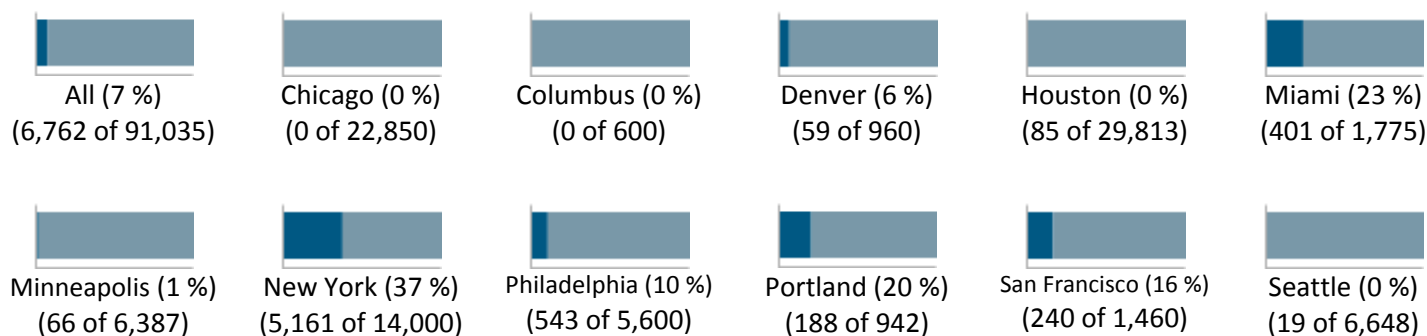
Collectively, there is a slight emphasis on prevention (■) over rapid re-housing (■), with wide variation among communities. San Francisco, Chicago and Seattle heavily emphasize prevention, while Columbus and Denver focus on rapid re-housing (homeless assistance).



Prevention Progress (Portion of projected households served)

Collectively, about 7 percent of households that are projected to be served with prevention have been served through December, 2009. New York, Miami, and San Francisco have served notably more.

■ - served through December 2009; ■ - to be served during grant (projected).



Rapid re-housing Progress (Portion of projected households served)

Collectively, about 8 percent of the households that are projected to be served with rapid re-housing (homeless assistance) have been served through December 2009. New York has served notably more.

■ - served through December 2009; ■ - to be served during grant (projected).

